



MUNICIPIO DE ELOTA

ESTADO ANALITICO DE INGRESOS POR RUBRO, TIPO, CLASE, CONCEPTO  
DEL 1 DE ENERO AL 31 DE DICIEMBRE DE 2025

(Cifras en Pesos)

IP-TEAIRTCC-11-2512

| Rubro / Tipo / Clase / Concepto                              | Ingreso              |                                   |                           |                      |                      |                           |
|--|----------------------|-----------------------------------|---------------------------|----------------------|----------------------|---------------------------|
|  | Estimado<br>(1)      | Ampliaciones y Reducciones<br>(2) | Modificado<br>(3 = 1 + 2) | Devengado<br>(4)     | Recaudado<br>(5)     | Diferencia<br>(6 = 5 - 1) |
| <b>100000 Impuestos</b>                                      | <b>21,693,780.25</b> | <b>3,603,585.13</b>               | <b>25,297,365.38</b>      | <b>25,297,365.38</b> | <b>25,297,365.38</b> | <b>3,603,585.13</b>       |
| 110000 Impuestos Sobre los Ingresos                          | 1,000.00             | -1,000.00                         | 0.00                      | 0.00                 | 0.00                 | -1,000.00                 |
| 110100 REMATES SUBASTAS RIFAS Y SORTEOS                      | 1,000.00             | -1,000.00                         | 0.00                      | 0.00                 | 0.00                 | -1,000.00                 |
| 110101 REMATES SUBASTAS RIFAS Y SORTEOS                      | 1,000.00             | -1,000.00                         | 0.00                      | 0.00                 | 0.00                 | -1,000.00                 |
| 120000 Impuestos Sobre el Patrimonio                         | 6,790,520.00         | -658,347.60                       | 6,132,172.40              | 6,132,172.40         | 6,132,172.40         | -658,347.60               |
| 120100 IMPUESTO PREDIAL                                      | 4,030,520.00         | 424,758.89                        | 4,455,278.89              | 4,455,278.89         | 4,455,278.89         | 424,758.89                |
| 120101 IMPUESTO PREDIAL URBANO                               | 4,030,520.00         | 9,109.10                          | 4,039,629.10              | 4,039,629.10         | 4,039,629.10         | 9,109.10                  |
| 120102 IMPUESTO PREDIAL RUSTICO (IMPRODUCTIVO)               | 0.00                 | 415,649.79                        | 415,649.79                | 415,649.79           | 415,649.79           | 415,649.79                |
| 120200 IMPUESTO SOBRE ADQUISICIONES DE INMUEBLES             | 2,760,000.00         | -1,083,106.49                     | 1,676,893.51              | 1,676,893.51         | 1,676,893.51         | -1,083,106.49             |
| 120201 ISAI PREDIOS URBANOS                                  | 1,725,000.00         | -223,490.90                       | 1,501,509.10              | 1,501,509.10         | 1,501,509.10         | -223,490.90               |
| 120202 ISAI PREDIOS RUSTICOS                                 | 1,035,000.00         | -859,615.59                       | 175,384.41                | 175,384.41           | 175,384.41           | -859,615.59               |
| 130000 Impuestos Sobre la Produccion, el Consumo y las Tran: | 9,414,890.00         | 2,650,226.86                      | 12,065,116.86             | 12,065,116.86        | 12,065,116.86        | 2,650,226.86              |
| 130100 IMPUESTO PREDIAL RUSTICO EN BASE A LA PROD            | 9,414,890.00         | 2,650,226.86                      | 12,065,116.86             | 12,065,116.86        | 12,065,116.86        | 2,650,226.86              |
| 130101 IMPUESTO PREDIAL RUSTICO                              | 9,414,890.00         | 2,650,226.86                      | 12,065,116.86             | 12,065,116.86        | 12,065,116.86        | 2,650,226.86              |
| 170000 Accesorios de Impuestos                               | 690,000.00           | 363,188.04                        | 1,053,188.04              | 1,053,188.04         | 1,053,188.04         | 363,188.04                |
| 170100 ACCESORIOS  | 690,000.00           | 363,188.04                        | 1,053,188.04              | 1,053,188.04         | 1,053,188.04         | 363,188.04                |
| 170103 GASTOS DE NOTIFICACION, EJECUCION E INSPEC            | 0.00                 | 413.14                            | 413.14                    | 413.14               | 413.14               | 413.14                    |
| 170104 HONORARIOS  | 95,000.00            | 108,028.26                        | 203,028.26                | 203,028.26           | 203,028.26           | 108,028.26                |
| 170105 MULTAS PREDIAL RUSTICO                                | 0.00                 | 76,797.63                         | 76,797.63                 | 76,797.63            | 76,797.63            | 76,797.63                 |
| 170106 MULTAS PREDIAL URBANO                                 | 595,000.00           | 177,949.01                        | 772,949.01                | 772,949.01           | 772,949.01           | 177,949.01                |
| 180000 Otros Impuestos                                       | 2,872,368.25         | 767,108.67                        | 3,139,476.92              | 3,139,476.92         | 3,139,476.92         | 767,108.67                |
| 180200 ANUNCIOS Y PUBLICIDAD COMERCIAL                       | 105,073.00           | 180,781.84                        | 285,854.84                | 285,854.84           | 285,854.84           | 180,781.84                |
| 180201 ANUNCIOS PINTADOS O COLOCADOS SOBRE MUR               | 105,073.00           | 180,781.84                        | 285,854.84                | 285,854.84           | 285,854.84           | 180,781.84                |
| 180300 IMPUESTO DE PLUSVALIA PARA EL DESARROLLO L            | 0.00                 | -1.00                             | 0.00                      | 0.00                 | 0.00                 | -1.00                     |
| 180301 SEÑALAMIENTO DE LOTES                                 | 1.00                 | -1.00                             | 0.00                      | 0.00                 | 0.00                 | -1.00                     |
| 180500 IMPUESTOS ADICIONALES                                 | 2,267,294.25         | 586,327.83                        | 2,853,622.08              | 2,853,622.08         | 2,853,622.08         | 586,327.83                |
| 180501 PRO-ALFABETIZACION (5%)                               | 129,350.65           | 36,460.16                         | 165,810.81                | 165,810.81           | 165,810.81           | 36,460.16                 |
| 180502 PRO-CENTRO DE SALUD Y/O PRO-HOSPITAL (5%)             | 129,350.65           | 36,460.16                         | 165,810.81                | 165,810.81           | 165,810.81           | 36,460.16                 |
| 180503 PRO-MEJORAS MATERIALES (15%)                          | 388,051.95           | 109,383.17                        | 497,435.12                | 497,435.12           | 497,435.12           | 109,383.17                |
| 180507 PRO-ASISTENCIA SOCIAL Y/O PRO-DEPORTES (10            | 1,620,541.00         | 404,024.34                        | 2,024,565.34              | 2,024,565.34         | 2,024,565.34         | 404,024.34                |
| 190000 Impuestos no Comprendidos en la Ley de Ingresos Vig   | 2,425,002.00         | 482,409.16                        | 2,907,411.16              | 2,907,411.16         | 2,907,411.16         | 482,409.16                |
| 190100 IMPUESTOS NO COMPRENDIDOS EN LAS FRACCIO              | 1,810,002.00         | -1,768,436.93                     | 41,565.07                 | 41,565.07            | 41,565.07            | -1,768,436.93             |
| 190101 REZAGOS DE IMPUESTOS                                  | 1,515,001.00         | -1,515,001.00                     | 0.00                      | 0.00                 | 0.00                 | -1,515,001.00             |
| 190102 RECARGOS DE IMPUESTOS                                 | 250,000.00           | -208,434.93                       | 41,565.07                 | 41,565.07            | 41,565.07            | -208,434.93               |
| 190103 GASTOS DE NOTIFICACION, EJECUCION E INSPEC            | 45,001.00            | -45,001.00                        | 0.00                      | 0.00                 | 0.00                 | -45,001.00                |
| 190200 INGRESOS DE TRANSITO                                  | 615,000.00           | -106,864.74                       | 508,135.26                | 508,135.26           | 508,135.26           | -106,864.74               |



GOBIERNO MUNICIPAL DE ELOTA  
LA CRUZ, ELOTA, SIN.



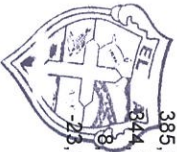
MUNICIPIO DE ELOTA

ESTADO ANALITICO DE INGRESOS POR RUBRO, TIPO, CLASE, CONCEPTO  
DEL 1 DE ENERO AL 31 DE DICIEMBRE DE 2025

(Cifras en Pesos)

IPTEAIRTC-11-2512

| Rubro / Tipo / Clase / Concepto                             | Ingreso             |                                   |                           |                     |                     |                   | Diferencia |
|---|---------------------|-----------------------------------|---------------------------|---------------------|---------------------|-------------------|------------|
|   | Estimado<br>(1)     | Ampliaciones y Reducciones<br>(2) | Modificado<br>(3 = 1 + 2) | Devengado<br>(4)    | Recaudado<br>(5)    | (6 = 5 - 1)       |            |
| 190201 INFRACCIONES   | 425,000.00          | -118,043.74                       | 306,956.26                | 306,956.26          | 306,956.26          | -118,043.74       |            |
| 190202 PENSIONES  | 190,000.00          | 11,179.00                         | 201,179.00                | 201,179.00          | 201,179.00          | 11,179.00         |            |
| 190500 REZAGOS DE PREDIAL                                   | 0.00                | 1,922,610.02                      | 1,922,610.02              | 1,922,610.02        | 1,922,610.02        | 1,922,610.02      |            |
| 190501 REZAGOS DE PREDIAL URBANO                            | 0.00                | 1,641,572.30                      | 1,641,572.30              | 1,641,572.30        | 1,641,572.30        | 1,641,572.30      |            |
| 190502 REZAGOS DE PREDIAL RUSTICO                           | 0.00                | 281,037.72                        | 281,037.72                | 281,037.72          | 281,037.72          | 281,037.72        |            |
| 190600 RECARGOS Y MULTAS DE EJERCICIOS ANTERIORE            | 0.00                | 423,382.16                        | 423,382.16                | 423,382.16          | 423,382.16          | 423,382.16        |            |
| 190602 RECARGOS PREDIAL URBANO DE EJERCICIOS AN             | 0.00                | 327,599.79                        | 327,599.79                | 327,599.79          | 327,599.79          | 327,599.79        |            |
| 190603 RECARGOS PREDIAL RUSTICO DE EJERCICIOS AN            | 0.00                | 95,782.37                         | 95,782.37                 | 95,782.37           | 95,782.37           | 95,782.37         |            |
| 190900 OTROS REZAGOS  | 0.00                | 11,718.65                         | 11,718.65                 | 11,718.65           | 11,718.65           | 11,718.65         |            |
| 190901 OTROS REZAGOS  | 0.00                | 10,000.00                         | 10,000.00                 | 10,000.00           | 10,000.00           | 10,000.00         |            |
| 190902 OTROS RECARGOS                                       | 0.00                | 1,718.65                          | 1,718.65                  | 1,718.65            | 1,718.65            | 1,718.65          |            |
| <b>400000 Derechos</b>                                      | <b>2,692,512.00</b> | <b>436,400.48</b>                 | <b>3,128,912.48</b>       | <b>3,128,912.48</b> | <b>3,128,912.48</b> | <b>436,400.48</b> |            |
| 410000 Derechos por el Uso, Goce, Aprovechamiento o Explota | 456,000.00          | -47,459.83                        | 408,540.17                | 408,540.17          | 408,540.17          | -47,459.83        |            |
| 410100 DERECHOS POR EL USO, GOSE Y APROVECHAMIE             | 45,000.00           | -1,042.77                         | 43,957.23                 | 43,957.23           | 43,957.23           | -1,042.77         |            |
| 410101 POR CONCESION DE LOTES DE PANTEON                    | 45,000.00           | -1,042.77                         | 43,957.23                 | 43,957.23           | 43,957.23           | -1,042.77         |            |
| 410200 POR EL USO, CONCESION DE CASILLAS Y PISO EN          | 60,000.00           | -17,769.25                        | 42,230.75                 | 42,230.75           | 42,230.75           | -17,769.25        |            |
| 410201 POR USO DE PISO                                      | 0.00                | 24,055.55                         | 24,055.55                 | 24,055.55           | 24,055.55           | 24,055.55         |            |
| 410202 POR CONCESION DEL MERCADO                            | 60,000.00           | -41,824.80                        | 18,175.20                 | 18,175.20           | 18,175.20           | -41,824.80        |            |
| 410300 POR EL USO EN VIA PUBLICA Y SITIOS PUBLICOS          | 230,000.00          | 38,089.74                         | 268,089.74                | 268,089.74          | 268,089.74          | 38,089.74         |            |
| 410301 POR INSTALACIONES O PUESTOS FIJOS O SEMIFI.          | 230,000.00          | -42,192.00                        | 187,808.00                | 187,808.00          | 187,808.00          | -42,192.00        |            |
| 410303 POR ESTACIONAMIENTO EXCLUSIVO EN LA VIA PU           | 0.00                | 80,281.74                         | 80,281.74                 | 80,281.74           | 80,281.74           | 80,281.74         |            |
| 410500 DE ASEO Y LIMPIA, RECOLECCION Y DISPOSICION F        | 121,000.00          | -66,737.55                        | 54,262.45                 | 54,262.45           | 54,262.45           | -66,737.55        |            |
| 410501 DE ASEO Y LIMPIA, RECOLECCION Y DISPOSICION          | 121,000.00          | -66,737.55                        | 54,262.45                 | 54,262.45           | 54,262.45           | -66,737.55        |            |
| 430000 Derechos por Prestación de Servicios                 | 2,236,512.00        | 385,320.34                        | 2,621,832.34              | 2,621,832.34        | 2,621,832.34        | 385,320.34        |            |
| 430100 DERECHOS POR PRESTACION DE SERVICIOS                 | 263,506.00          | 263,506.00                        | 607,886.73                | 607,886.73          | 607,886.73          | 344,380.73        |            |
| 430102 ALINEAMIENTO DE CALLES                               | 12,500.00           | 9,818.03                          | 21,318.03                 | 21,318.03           | 21,318.03           | 8,818.03          |            |
| 430103 ASIGNACION DE NUMERO OFICIAL                         | 65,000.00           | 23,504.00                         | 41,496.00                 | 41,496.00           | 41,496.00           | -23,504.00        |            |
| 430104 PERITAJE   | 1.00                | -1.00                             | 0.00                      | 0.00                | 0.00                | -1.00             |            |
| 430105 POR DESLINDES, MEDIDAS DE SOLARES BALDIOS            | 1.00                | -1.00                             | 0.00                      | 0.00                | 0.00                | -1.00             |            |
| 430106 EXPEDICION DE LICENCIAS DE CONSTRUCCION, F           | 186,000.00          | 5,657.00                          | 476,593.00                | 476,593.00          | 476,593.00          | 290,593.00        |            |
| 430107 APERTURA DE CEPAS EN LA VIA PUBLICA                  | 1.00                | 5,656.00                          | 5,657.00                  | 5,657.00            | 5,657.00            | 5,656.00          |            |
| 430108 LA OBTUCCUION TEMPORAL DE VIA PUBLICA                | 1.00                | 62,821.70                         | 62,822.70                 | 62,822.70           | 62,822.70           | 62,821.70         |            |
| 430109 SUPERVISION DE FRACCIONAMIENTOS                      | 2.00                | -2.00                             | 0.00                      | 0.00                | 0.00                | -2.00             |            |
| 430200 DE LA PRESTACION DE SERVICIOS SANITARIOS PA          | 1.00                | -1.00                             | 0.00                      | 0.00                | 0.00                | -1.00             |            |
| 430202 DE LA PRESTACION DE SERVICIOS SANITARIOS PA          | 1.00                | -1.00                             | 0.00                      | 0.00                | 0.00                | -1.00             |            |
| 430300 SERVICIOS DE SEGURIDAD                               | 1.00                | -1.00                             | 0.00                      | 0.00                | 0.00                | -1.00             |            |



TESORERIA MUNICIPAL  
CRUZ, ELOTA, SIV



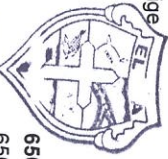
MUNICIPIO DE ELOTA


ESTADO ANALITICO DE INGRESOS POR RUBRO, TIPO, CLASE, CONCEPTO  
DEL 1 DE ENERO AL 31 DE DICIEMBRE DE 2025

(Cifras en Pesos)

IP1-EAIRTCC-11-2512

| Rubro / Tipo / Clase / Concepto                           | Ingreso             |                                   |                           |                     |                     | Diferencia           |
|---|---------------------|-----------------------------------|---------------------------|---------------------|---------------------|----------------------|
|   | Estimado<br>(1)     | Ampliaciones y Reducciones<br>(2) | Modificado<br>(3 = 1 + 2) | Devengado<br>(4)    | Recaudado<br>(5)    |                      |
| 430301 SERVICIOS DE SEGURIDAD                             | 1.00                | -1.00                             | 0.00                      | 0.00                | 0.00                | -1.00                |
| 430400 EXPEDICION DE CERTIFICADOS Y LEGALIZACION I        | 125,000.00          | -12,354.32                        | 112,645.68                | 112,645.68          | 112,645.68          | -12,354.32           |
| 430401 EXPEDICION DE CERTIFICACION Y LEGALIZACION         | 125,000.00          | -17,434.20                        | 107,565.80                | 107,565.80          | 107,565.80          | -17,434.20           |
| 430403 EXPEDICION DE SOLVENCIA FISCAL PREDIAL RUS         | 0.00                | 5,079.88                          | 5,079.88                  | 5,079.88            | 5,079.88            | 5,079.88             |
| 430500 PLACAS PARA EL CONTROL DE APARATOS RECREA          | 2.00                | -2.00                             | 0.00                      | 0.00                | 0.00                | -2.00                |
| 430501 PLACAS PARA EL CONTROL DE APARATOS RECREA          | 2.00                | -2.00                             | 0.00                      | 0.00                | 0.00                | -2.00                |
| 430600 USO DE RASTRO MUNICIPAL PARA SACRIFICIO DE         | 1.00                | -1.00                             | 0.00                      | 0.00                | 0.00                | -1.00                |
| 430601 USO DE RASTRO MUNICIPAL PARA SACRIFICIO DE         | 1.00                | -1.00                             | 0.00                      | 0.00                | 0.00                | -1.00                |
| 430700 REVALIDACION ANUAL DE LICENCIA                     | 1,843,000.00        | 32,371.13                         | 1,875,371.13              | 1,875,371.13        | 1,875,371.13        | 32,371.13            |
| 430701 REVALIDACION ANUAL DE LICENCIA                     | 1,843,000.00        | 32,371.13                         | 1,875,371.13              | 1,875,371.13        | 1,875,371.13        | 32,371.13            |
| 430800 AUTORIZACION DE HORARIO EXTRAORDINARIO             | 1.00                | 24,796.60                         | 24,797.60                 | 24,797.60           | 24,797.60           | 24,796.60            |
| 430801 AUTORIZACION DE HORARIO EXTRAORDINARIO             | 1.00                | 24,796.60                         | 24,797.60                 | 24,797.60           | 24,797.60           | 24,796.60            |
| 430900 OTORGAMIENTO DE PERMISOS EVENTUALES                | 5,000.00            | -3,868.80                         | 1,131.20                  | 1,131.20            | 1,131.20            | -3,868.80            |
| 430901 OTORGAMIENTO DE PERMISOS EVENTUALES                | 5,000.00            | -3,868.80                         | 1,131.20                  | 1,131.20            | 1,131.20            | -3,868.80            |
| 490000 Derechos no Comprendidos en la Ley de Ingresos Vig | 0.00                | 98,539.97                         | 98,539.97                 | 98,539.97           | 98,539.97           | 98,539.97            |
| 490200 REZAGO DE DERECHOS                                 | 0.00                | 98,539.97                         | 98,539.97                 | 98,539.97           | 98,539.97           | 98,539.97            |
| 490201 REZAGOS MERCADO                                    | 0.00                | 3,119.00                          | 3,119.00                  | 3,119.00            | 3,119.00            | 3,119.00             |
| 490202 REZAGOS TRANSITO                                   | 0.00                | 95,420.97                         | 95,420.97                 | 95,420.97           | 95,420.97           | 95,420.97            |
| <b>500000 Productos</b>                                   | <b>650,003.00</b>   | <b>-124,500.39</b>                | <b>525,502.61</b>         | <b>525,502.61</b>   | <b>525,502.61</b>   | <b>-124,500.39</b>   |
| 510000 Productos  | 650,003.00          | -124,500.39                       | 525,502.61                | 525,502.61          | 525,502.61          | -124,500.39          |
| 510100 ARRENDAMIENTO Y VENTA DE BIENES MUEBLES            | 1.00                | -2.00                             | 0.00                      | 0.00                | 0.00                | -2.00                |
| 510101 ARRENDAMIENTO Y VENTA DE BIENES MUEBLES            | 1.00                | -1.00                             | 0.00                      | 0.00                | 0.00                | -1.00                |
| 510102 ARRENDAMIENTO Y VENTA BIENES INMUEBLES             | 1.00                | -1.00                             | 0.00                      | 0.00                | 0.00                | -1.00                |
| 510400 OTROS PRODUCTOS QUE GENERAN INGRSOS CO             | 650,001.00          | -124,498.39                       | 525,502.61                | 525,502.61          | 525,502.61          | -124,498.39          |
| 510401 ESTABLECIMIENTOS QUE DEPENDEN DEL MUNICI           | 1.00                | -1.00                             | 0.00                      | 0.00                | 0.00                | -1.00                |
| 510406 INTERESES BANCARIOS                                | 650,000.00          | -124,497.39                       | 525,502.61                | 525,502.61          | 525,502.61          | -124,497.39          |
| <b>600000 Aprovechamientos</b>                            | <b>8,215,714.00</b> | <b>-3,092,264.93</b>              | <b>5,123,449.07</b>       | <b>5,123,449.07</b> | <b>5,123,449.07</b> | <b>-3,092,264.93</b> |
| 610000 Aprovechamientos                                   | 8,215,714.00        | -3,092,264.93                     | 5,123,449.07              | 5,123,449.07        | 5,123,449.07        | -3,092,264.93        |
| 610100 APROVECHAMIENTOS TIPO CORRIENTE                    | 250,523.00          | 559,869.79                        | 810,392.79                | 810,392.79          | 810,392.79          | 559,869.79           |
| 610101 OTRAS MULTAS FISCALES                              | 0.00                | 18,850.00                         | 18,850.00                 | 18,850.00           | 18,850.00           | 18,850.00            |
| 610102 APORTACION CANJE DE ARMAS GOB DEL EDO              | 0.00                | 80,000.00                         | 80,000.00                 | 80,000.00           | 80,000.00           | 80,000.00            |
| 610104 OTROS  | 250,523.00          | -244,363.00                       | 6,160.00                  | 6,160.00            | 6,160.00            | -244,363.00          |
| 610106 DONATIVO CARTA DE ANUENCIA                         | 0.00                | 310,500.00                        | 310,500.00                | 310,500.00          | 310,500.00          | 310,500.00           |
| 610107 DONATIVO CRUZ ROJA                                 | 0.00                | 109,742.75                        | 109,742.75                | 109,742.75          | 109,742.75          | 109,742.75           |
| 610108 APOYO ESTATAL PRACTICA PESCA DEPORTIVA             | 0.00                | 4.87                              | 4.87                      | 4.87                | 4.87                | 4.87                 |
| 610109 APOYO PRACTICA PESCA DEPORTIVA                     | 0.00                | 31,600.00                         | 31,600.00                 | 31,600.00           | 31,600.00           | 31,600.00            |






MUNICIPIO DE ELOTA

ESTADO ANALITICO DE INGRESOS POR RUBRO, TIPO, CLASE, CONCEPTO  
DEL 1 DE ENERO AL 31 DE DICIEMBRE DE 2025


(Cifras en Pesos)

IPTEAIRTCC-11-2512

| Rubro / Tipo / Clase / Concepto                                   | Ingreso               |                                   |                           |                       |                       |                     | Diferencia  |
|---|-----------------------|-----------------------------------|---------------------------|-----------------------|-----------------------|---------------------|-------------|
|   | Estimado<br>(1)       | Ampliaciones y Reducciones<br>(2) | Modificado<br>(3 = 1 + 2) | Devengado<br>(4)      | Recaudado<br>(5)      | (6 = 5 - 1)         |             |
| 610116 APOYO ESTATAL CARNAVAL 2025                                | 0.00                  | 250,000.00                        | 250,000.00                | 250,000.00            | 250,000.00            | 250,000.00          | 0.00        |
| 610118 REINTEGRACION DE OBRAS DE EJERCICIO FISCAL                 | 0.00                  | 3,535.17                          | 3,535.17                  | 3,535.17              | 3,535.17              | 3,535.17            | 0.00        |
| 610900 OTROS APROVECHAMIENTOS                                     | 7,965,191.00          | -3,652,134.72                     | 4,313,056.28              | 4,313,056.28          | 4,313,056.28          | -3,652,134.72       | 0.00        |
| 610903 INCENTIVO POR LA RETENCION DE ISRA EMPLEAT                 | 7,965,191.00          | -4,165,813.00                     | 3,799,378.00              | 3,799,378.00          | 3,799,378.00          | -4,165,813.00       | 0.00        |
| 610906 DIFERENCIAL POR REDONDEO                                   | 0.00                  | 21,035.38                         | 21,035.38                 | 21,035.38             | 21,035.38             | 21,035.38           | 0.00        |
| 610907 CONVENIO DE COLABORACION ADMINISTRATIVA A                  | 0.00                  | 452,272.56                        | 452,272.56                | 452,272.56            | 452,272.56            | 452,272.56          | 0.00        |
| 610909 DAÑOS OCASIONADOS POR TERCEROS EN BIENE                    | 0.00                  | 40,370.34                         | 40,370.34                 | 40,370.34             | 40,370.34             | 40,370.34           | 0.00        |
| <b>800000 Participaciones, Aportaciones, Convenios, Incentivi</b> | <b>235,686,107.00</b> | <b>2,867,760.18</b>               | <b>238,553,867.18</b>     | <b>238,553,867.18</b> | <b>238,553,867.18</b> | <b>2,867,760.18</b> | <b>0.00</b> |
| 810000 Participaciones  | 145,130,510.00        | 3,568,072.59                      | 148,698,582.59            | 148,698,582.59        | 148,698,582.59        | 3,568,072.59        | 0.00        |
| 810900 DESGLOSE DE PARTICIPACIONES                                | 145,130,510.00        | 3,568,072.59                      | 148,698,582.59            | 148,698,582.59        | 148,698,582.59        | 3,568,072.59        | 0.00        |
| 810901 FONDO GENERAL DE PARTICIPACIONES                           | 145,130,510.00        | 3,568,072.59                      | 148,698,582.59            | 148,698,582.59        | 148,698,582.59        | 3,568,072.59        | 0.00        |
| 810902 FONDO DE FOMENTO MUNICIPAL                                 | 103,792,005.00        | -1,494,896.24                     | 102,297,108.76            | 102,297,108.76        | 102,297,108.76        | -1,494,896.24       | 0.00        |
| 810903 FONDO DE FISCALIZACION Y RECAUDACION                       | 20,669,442.00         | 2,344,884.00                      | 23,014,326.00             | 23,014,326.00         | 23,014,326.00         | 2,344,884.00        | 0.00        |
| 810904 FONDOS DE FISCALIZACION Y RECAUDACION                      | 8,403,337.00          | 5,555,721.00                      | 13,959,058.00             | 13,959,058.00         | 13,959,058.00         | 5,555,721.00        | 0.00        |
| 810905 IMPUESTOS ESPECIALES                                       | 1,958,699.00          | -95,818.00                        | 1,862,881.00              | 1,862,881.00          | 1,862,881.00          | -95,818.00          | 0.00        |
| 810905 IMPUESTO A LA GASOLINA                                     | 5,446,683.00          | -1,200,606.00                     | 4,246,077.00              | 4,246,077.00          | 4,246,077.00          | -1,200,606.00       | 0.00        |
| 810906 COMPENSACION ISAN  | 463,553.00            | -629.00                           | 462,924.00                | 462,924.00            | 462,924.00            | -629.00             | 0.00        |
| 810907 IMPUESTO SOBRE AUTOMOVILES NUEVOS                          | 2,710,591.00          | -963,039.00                       | 1,747,552.00              | 1,747,552.00          | 1,747,552.00          | -963,039.00         | 0.00        |
| 810909 ADQUIS. DE VEH. ESTATALES                                  | 558,069.00            | -65,319.00                        | 493,340.00                | 493,340.00            | 493,340.00            | -65,319.00          | 0.00        |
| 810910 CONTRIBUCION 20% ADICIONAL MUNICIPAL                       | 558,069.00            | -353,629.00                       | 205,030.00                | 205,030.00            | 205,030.00            | -353,629.00         | 0.00        |
| 810911 TENENCIA FEDERAL   | 0.00                  | 180.00                            | 180.00                    | 180.00                | 180.00                | 180.00              | 0.00        |
| 810912 TENENCIA ESTATAL EJERCICIOS ANTERIORES                     | 0.00                  | 12.83                             | 12.83                     | 12.83                 | 12.83                 | 12.83               | 0.00        |
| 810913 ENAJENACION DE BIENES INMUEBLES(ISR)                       | 568,882.00            | -158,789.00                       | 410,093.00                | 410,093.00            | 410,093.00            | -158,789.00         | 0.00        |
| 820000 Aportaciones   | 36,582,517.00         | -3,777,306.07                     | 32,805,210.93             | 32,805,210.93         | 32,805,210.93         | -3,777,306.07       | 0.00        |
| 820100 FONDO DE APORTACIONES PARA LA INFRAESTRUC                  | 36,582,517.00         | -3,844,474.44                     | 32,738,142.56             | 32,738,142.56         | 32,738,142.56         | -3,844,474.44       | 0.00        |
| 820101 APORTACIONES AL FONDO DE INFRAESTRUCTUR                    | 36,582,517.00         | -3,869,257.00                     | 32,713,358.00             | 32,713,358.00         | 32,713,358.00         | -3,869,257.00       | 0.00        |
| 820102 RENDIMIENTOS DEL FONDO DE INFRAESTRUCTUR                   | 1.00                  | 24,783.56                         | 24,784.56                 | 24,784.56             | 24,784.56             | 24,783.56           | 0.00        |
| 820103 APORTACION AL TERCEROS AL FONDO DE INFRAE                  | 1.00                  | -1.00                             | 0.00                      | 0.00                  | 0.00                  | -1.00               | 0.00        |
| 820200 FONDO DE APORTACIONES PARA EL FORTALECIMI                  | 53,827,980.00         | 67,168.37                         | 53,895,148.37             | 53,895,148.37         | 53,895,148.37         | 67,168.37           | 0.00        |
| 820201 APORTACION AL FONDO DE FORTALECIMIENTO MI                  | 53,827,979.00         | 63,612.00                         | 53,891,591.00             | 53,891,591.00         | 53,891,591.00         | 63,612.00           | 0.00        |
| 820202 RENDIMIENTOS DEL FONDO DE FORTALECIMIENT                   | 1.00                  | 3,556.37                          | 3,557.37                  | 3,557.37              | 3,557.37              | 3,556.37            | 0.00        |
| 830000 Convenios  | 145,000.00            | 3,076,993.66                      | 3,221,993.66              | 3,221,993.66          | 3,221,993.66          | 3,076,993.66        | 0.00        |
| 830100 CONVENIOS  | 145,000.00            | 3,076,993.66                      | 3,221,993.66              | 3,221,993.66          | 3,221,993.66          | 3,076,993.66        | 0.00        |
| 830101 ZOFEMAT  | 145,000.00            | -23,143.65                        | 121,856.35                | 121,856.35            | 121,856.35            | -23,143.65          | 0.00        |
| 830106 RECARGOS ZOFEMAT DEL EJERCICIO ACTUAL                      | 0.00                  | 237.31                            | 237.31                    | 237.31                | 237.31                | 237.31              | 0.00        |
| 830132 CONVENIO DE APOYO FINANCIERO ESTATAL                       | 0.00                  | 3,000,000.00                      | 3,000,000.00              | 3,000,000.00          | 3,000,000.00          | 3,000,000.00        | 0.00        |
| 830139 CONVENIO PAVIMENTACION(REGULARIZACION AU                   | 0.00                  | 99,900.00                         | 99,900.00                 | 99,900.00             | 99,900.00             | 99,900.00           | 0.00        |



TESORERIA MUNICIPAL DE ELOTA  
CRUZ, 36, 582, 517, 00



MUNICIPIO DE ELOTA

ESTADO ANALITICO DE INGRESOS POR RUBRO, TIPO, CLASE, CONCEPTO  
DEL 1 DE ENERO AL 31 DE DICIEMBRE DE 2025

(Cifras en Pesos)

IP1-EAIRTCC-11-25-12

| Rubro / Tipo / Clase / Concepto                          | Ingreso               |                                   |                           |                       |                       | Diferencia          |
|--|-----------------------|-----------------------------------|---------------------------|-----------------------|-----------------------|---------------------|
|  | Estimado<br>(1)       | Ampliaciones y Reducciones<br>(2) | Modificado<br>(3 = 1 + 2) | Devengado<br>(4)      | Recaudado<br>(5)      |                     |
| 900000 Transferencias, Asignaciones, Subsidios y Subvent | 0.00                  | 93,500.00                         | 93,500.00                 | 93,500.00             | 93,500.00             | 93,500.00           |
| 930000 Subsidios y Subvenciones                          | 0.00                  | 93,500.00                         | 93,500.00                 | 93,500.00             | 93,500.00             | 93,500.00           |
| 930100 SUBSIDIOS Y SUBVENCIONES                          | 0.00                  | 93,500.00                         | 93,500.00                 | 93,500.00             | 93,500.00             | 93,500.00           |
| 930101 APOYO AL DEPORTE                                  | 0.00                  | 93,500.00                         | 93,500.00                 | 93,500.00             | 93,500.00             | 93,500.00           |
| 000000 Ingresos Derivados de Financiamientos             | 0.00                  | 34,082,426.14                     | 34,082,426.14             | 0.00                  | 0.00                  | 0.00                |
| 030000 Financiamiento Interno                            | 0.00                  | 34,082,426.14                     | 34,082,426.14             | 0.00                  | 0.00                  | 0.00                |
| 030100 REMANENTES EJERCICIOS ANTERIORES                  | 0.00                  | 34,082,426.14                     | 34,082,426.14             | 0.00                  | 0.00                  | 0.00                |
| 030102 REMANENTES PREDIAL RUSTICO                        | 0.00                  | 5,582,520.27                      | 5,582,520.27              | 0.00                  | 0.00                  | 0.00                |
| 030115 DISPONIBILIDAD DE RECURSOS DE EJERCICIOS AI       | 0.00                  | 3,492,772.96                      | 3,492,772.96              | 0.00                  | 0.00                  | 0.00                |
| 030117 RECURSOS POR INGRESOS PROPIOS                     | 0.00                  | 25,007,132.91                     | 25,007,132.91             | 0.00                  | 0.00                  | 0.00                |
| <b>Total</b>   | <b>268,938,116.25</b> | <b>37,866,906.61</b>              | <b>306,805,022.86</b>     | <b>272,722,596.72</b> | <b>272,722,596.72</b> | <b>3,784,480.47</b> |

Ingresos excedentes

3,784,480.47

Bajo protesta de decir verdad declaramos que los Estados Financieros y sus notas, son razonablemente correctos y son responsabilidad del emisor.

LIC. RICHARD MILLAN VAZQUEZ

PRESIDENTE MUNICIPAL

LIC. JOSUE TOLENTINO RAMOS COSSIO

TESORERO MUNICIPAL

DRA. ESMERALDA ONTIVEROS ALVAREZ

REG. COM. DE HACIENDA

TESORERIA MUNICIPAL DE ELOTA  
LA CRUZ, ELOTA, SIN.

